

Original Article

Mathematics (Geometrical) Method of Determination of the “Point” in Four Dimensions

Dhananjay Shantaram Janorkar

Author, Researcher and Founder President, Shantaram Janorkar Foundation of Mathematics,
Chairman, School of Mathematics, Akola
Mahan - 444405, Tq.Barshitakli, Dist. Akola, (Maharashtra State), INDIA
sjfomindia1@gmail.com

Received: 13 July 2022

Revised: 12 August 2022

Accepted: 24 August 2022

Published: 31 August 2022

Abstract - I give here geometrical method of determination of the new concept of point. Point in four dimensions, this principle is based on the extinction and the creation of the world. The world becomes extinct in an invisible degree and the evolution or creation of the world or the radius of a circle is achieved by exploding that invisible degree or bisecting that degree. By giving various examples in this research paper, I have tried to explain these formulae in scientific and mathematical language.

Keywords - Degree, Straight Radius - Measure of Straight Radius, Arc Radius - Measure of Arc Radius, Radius - Measure of Radius, Circle - Measure of Circle, Measure of Circumference, Circumference of a Circle - Measure of Circumference of a Circle, Solid point, Solid sphere, A point has existence as well as four dimensions.

1. Introduction

The modern mathematicians, scientists have defined the point in the following manner.

The definition of point: - A point has an existence; but it has no dimensions, such as length, breadth, height or depth. Scientifically, the mathematical scientists have defined the point in the above manner.

Eyes cannot see a point? What does a point contain? To see the interior of a point, it is essential to “explode” a point because a point cannot be seen with vision enhancing scientific equipments. A point can be seen with a Scorch (“Befati” In Marathi Language) or in modern scientific age, a point can be seen with a compass (Chop). These equipments can explode a point. In science, the explosion is called as “Big bang,” i.e. the creation of the world.

A point is tiniest, it cannot be seen with naked eyes; but it is far bigger than the big. Here a point shows the omnipresence. The explosion of the invisible point means the creation of a point.

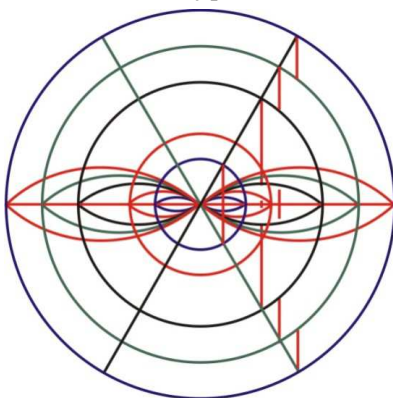
The exploded point is very unstable. It is as unstable as the human mind. “A point” is like the ripples created in calm water when a stone is thrown in it. The point has to be made calm somehow to see its interior, only by making construction on it.

2. Mathematical Formulation

2.1. Method to Determine of the Point in four dimensions

I determined the Point in four dimensions, by using geometrical construction of circle.

The construction of point:



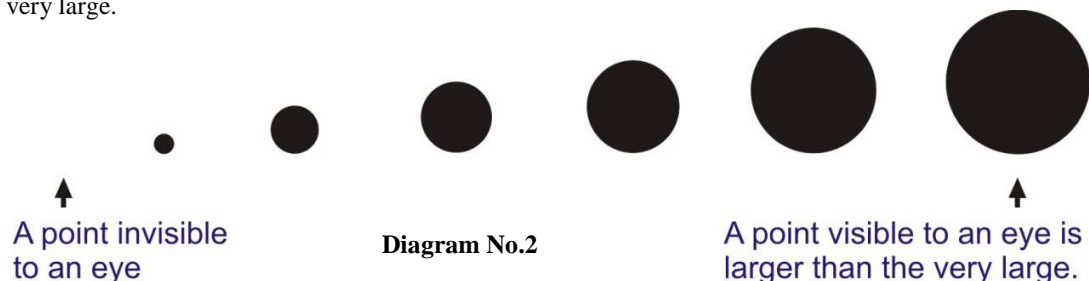
2.1.1. Point

In geometry, the symbol of measurement is degree which is approved by the world scientist community (world official) and this degree is the basis of My father Late Mr. Shantaram Bapurao Janorkar research. The congruence between a radius and a measure of radius, a circle and a measure of circle, a circumference of a circle and a measure of circumference of a circle is shown in side diagram. However small may be the radius, the circle or the circumference and however large may be the radius, the circle or the circumference of a circle, with respect to degree they are symmetrical.

Diagram No.1



A point is extremely small. It is invisible to an eye. An eye cannot see it with the help of any scientific eye-sight enhancing device. A powerful binoculars or microscope cannot see it. If you increase the power of a microscope a hundred crore times, still an eye cannot see it and if we arrange a below diagram with a point on a point then we see that a point is seen larger than the very large.



The construction of formula Arc radius is made via Dynamic + Static concept or via assertion.

[1,2,8,9,10,11,22,23,24,26].

Detail of the definitions and values in the diagrams and all various types of methods of construction are given in the reference.

[1,2,3,4,5,6,7,8,9,10,11,12,13,14,15,16,17,18,19,20,21,22,23,24,25,26,27,28].

2.1.2. Degree = unit of Measurement

2.1.3. Straight Radius: - Straight line segment joint centre of the circle and centre of the firstly constructed circle on the circumference of the original circle is called straight radius. **And its value is taken as $2^\circ + 2^\circ = 4^\circ$.**

[2,3,4,5,6,8,9,10,11,12,13,15,16,17,18,19,20,21,22,23,24,25,26,27].

2.1.4. Measure of straight radius: - Distance between two apex of the measure of straight radius is called "Measure of straight radius" **and it is in 4° degree measure.**

[2,3,4,5,6,8,9,10,11,12,13,15,16,17,18,19,20,21,22,23,24,25,26,27].

Measure of straight radius = It is sum of the measure of straight radius in clockwise direction
And anticlockwise direction
 $= (2^0) + (2^0) = 4^0$ Measure of straight radius

Diagram No.3



2.1.5. Arc Radius: - An (Arc) arcular line segment jointing centre of the circle and centre of the firstly constructed circle on the circumference of the original circle is called arc radius. **And its value is taken as $3^\circ + 3^\circ = 6^\circ$.** OR The segment of circumference of a circle means An (Arc) arcular line segment joining measure of centre of a circle and measure of centre on the circumference of a circle and the distance between the two measures of centre are equal to straight radius, in clockwise and anti clockwise direction and which divide the circumference of the original circle in to six equal parts is called "Arc Radius" of circle.

OR

Length of arc segment of circumference of circle is equal to radius then that segment of circumference of circle is called "Arc radius".

OR

The segment of the circumference of a circle whose length (distance) equal to straight radius its segment of the circumference of a circle is called "Arc Radius".

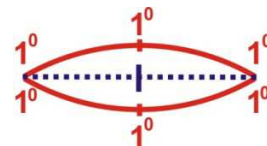
[2,3,4,5,6,8,9,10,11,12,13,15,16,17,18,19,20,21,22,23,24,25,26,27].

2.1.6. Measure of arc radius:- Distance between two apex of the measure of arc radius is called "Measure of arc radius" **and it is in 6^0 degree measure.**

[2,3,4,5,6,8,9,10,11,12,13,15,16,17,18,19,20,21,22,23,24,25,26,27].

Measure of arc radius = It is sum of the measure of arc radius in clockwise direction
And anticlockwise direction
 $= (3^0) + (3^0) = 6^0$ Measure of arc radius

Diagram No.4



2.1.7. Radius: A line segment (straight and (Arc) arcular) joining centre of the circle and centre of the firstly constructed circle on the circumference of the original circle is called radius of the circle. The straight line segment is called straight radius and (Arc) arcular line segment is called arc radius.

[2,3,4,5,6,8,9,10,11,12,13,15,16,17,18,19,20,21,22,23,25,26,27].

2.1.8. Measure of Radius: It is plus of measure of straight radius and measure of arc radius is called measure of radius.

OR

Distance between two apex of the measure of radius means sum of measure of straight radius and measure of arc radius is called measure of radius. *And it is in 10⁰ measure according to construction.*

[2,3,4,5,6,8,9,10,11,12,13,15,16,17,18,19,20,21,22,23,25,26,27].

$$\begin{aligned} \text{Measure of radius} &= \text{Measure of straight radius} + \text{Measure of arc radius} \\ &= 4^0 + 6^0 = 10^0 \text{ Measure of radius} \end{aligned}$$

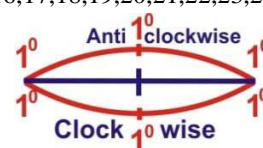


Diagram No. 5

2.1.9. Circle: - Around the measure of centre of circle, up to the equal distance of radius means 6⁰ measure of centre of circle of construction means up to circumference of circle completely circular and in the one plane of diagram is called circle. *And its value is taken as 6° x 6° = 36°.*

OR

A circle is a locus of a point in the plane such that its distance from a fixed point is always constant. Constant distance is called radius and fixed point is called centre.

OR

The circle is a locus of a point such that its distance from fixed point is always constant, constant distance is called radius and fixed point is called centre of the circle.

[2,3,4,5,6,8,9,10,11,12,13,15,16,17,18,19,20,21,22,23,24,25,26,27].

2.1.10. Measure of circle: - Measure of plane is called measure of circle. **OR** Measure around the centre of circle is called measure of circle. *And it is in Measure of 36⁰.*

[2,3,4,5,6,8,9,10,11,12,13,15,16,17,18,19,20,21,22,23,24,25,26,27].

2.1.11. Centre of circle: - The fixed point at the middle of the circle is called its centre. The place at the centre of a circle is called the centre of circle.

OR

[2,3,4,5,6,8,9,10,11,12,13,15,16,17,18,19,20,21,22,23,24,25,26,27].

2.1.12. Measure of centre: - Measure of the fixed point at the middle of the circle is called its measure of centre. *And measure of centre of circle is 1⁰ one Degree.*

[2,3,4,5,6,8,9,10,11,12,13,15,16,17,18,19,20,21,22,23,24,25,26,27].

2.1.13. Measure of circumference: It is multiplication of measure of centre of circle and measure of radius is called measure of circumference. **OR**

Measure surrounding the measure of centre of circle is called measure of Circumference. *And it is in Measure of 10⁰.*

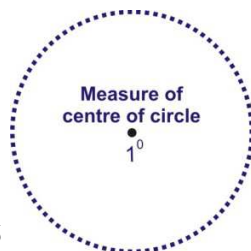


Diagram No. 6

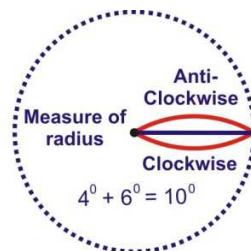


Diagram No. 7

Formula: - Measure of centre of circle x Measure of radius = Measure of circumference

$$1^0 \times 10^0 = 10^0 \text{ Measure of circumference}$$

[2,3,4,5,6,8,9,10,11,12,13,15,16,17,18,19,20,21,22,23,25,26,27].

2.1.14. Circumference of circle: Circle surround the circular line is called Circumference of circle. **OR**

The circumference of a circle is the distance around it. The term is used when measuring physical objects, as well as when considering abstract geometric forms. **OR**

A wire ring as shown in figure, we can break this ring at any point on it, straighten out the wire and measure its length. This length is called the circumference of the circle.

[2,3,4,5,6,8,9,10,11,12,13,15,16,17,18,19,20,21,22,23,25,26,27].

2.1.15. Measure of circumference of circle: Circle surrounds the measure of circumference means multiplication of measure of circle and measure of Circumference is called measure of circumference of circle. *And it is in Measure of 360⁰.*

[2,3,4,5,6,8,9,10,11,12,13,15,16,17,18,19,20,21,22,23,25,26,27].

“The explosion of an invisible” means “The evolution of a visible point”

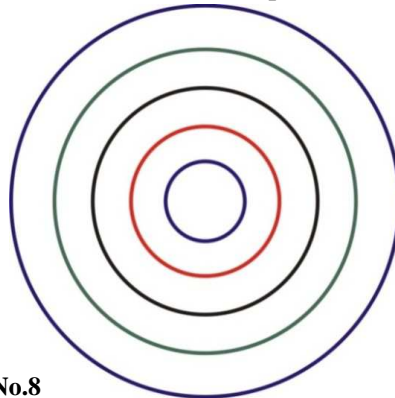


Diagram No.8

A point is very unstable. It is like the human mind. It is like the waves or spirals created when a stone is thrown in calm water. This point can be made stable in any position. Like this:

Stable and Calm Point




Diagram No.9

A point has been made stable here but to reveal the invisible radii and diameters in the point, a point has been created on the same point. In this way:

Construction

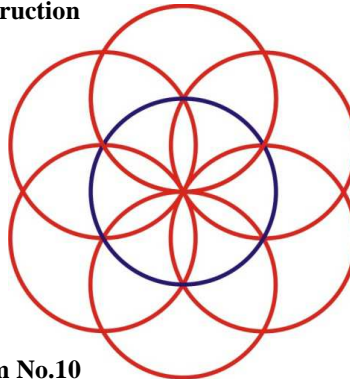


Diagram No.10

To reveal the further diagram in the point, the invisible point at the centre of the circle is joined with straight lines to the six (6) invisible points on the circumference of the same circle and the six (6) invisible points are joined to one another, in this way:




Diagram No.11

The solid point seen by me in four dimensions

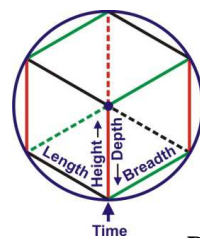



Diagram No.12

point



2.1.16. The definition of a point approved by world official authority

A point exists, but it has no dimensions, like length, breadth, height or depth. But the above diagram of a sphere explains that a point has existence as well as four dimensions like time, length, breadth, height or depth.

2.1.17. The definition of a point created by Late Shri Shantaram Bapurao Janorkar

A point has existence as well as four dimensions like time, length, breadth, height or depth. The cosmos and every particle in the cosmos is created in time. No creation is possible without dimension. When the cloth moving plate in a sewing machine is removed the needle of the machine continues to oscillate at the same point. The same situation is created when a point does not move in any direction. No creation is possible.

2.1.18. How many measure of circle and measure of circumference of circle of this point?

If we observe the above diagram, we observe that sphere has 1 centre point. Cube has 8 corner points which are not visible. Which is seeing clearly. We divide invisible points $1 + 8 = 9$ as follows.

Two points of cube on the surface of sphere + One centre point of sphere = Three points on centres of cube and six points on the circumference of circle.

Hence the

Measure of circle

Initial Point 3
Terminal Point 6

= Measure of circle is in 36 degree

Then measure of circumference of circle or maya (In Marathi Language)

If we put zero (0) or maya (In Marathi Language) on the 36, 36^0 is measure of circumference of circle as shown in diagram

Measure of circle

Invisible

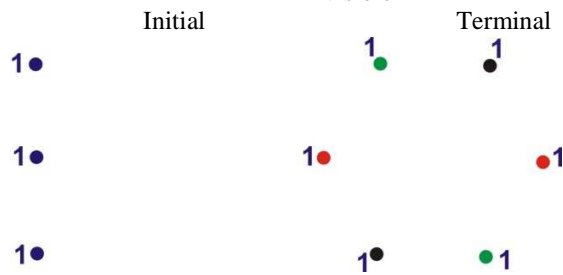


Diagram No.13

Vertical Invisible
 $1^0 + 1^0 + 1^0 = 3^0$

Completely circular in horizontal Invisible

$$1^0 + 1^0 + 1^0 + 1^0 + 1^0 + 1^0 = 6^0$$

= 36^0 Invisible measure of circle as per construction

We obtain measure of circle 36^0 . We divide circle into 6 equal parts. Therefore measures of invisible degree of $\frac{1}{6}$ parts of

circle are as follows,

$$36^0 \div 6 \text{ parts of circle} = 6^0$$

$$\therefore \text{Measure of one part} = 6^0$$

As per measure of circumference of circle

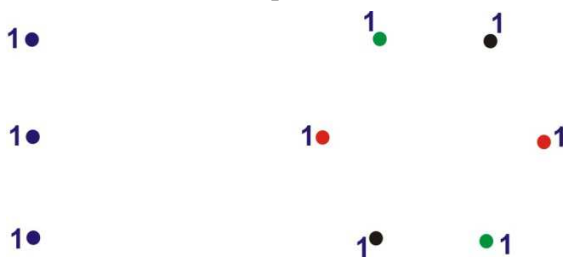


Diagram No.14

Vertical Invisible
 $1^0 + 1^0 + 1^0 = 3^0$

Completely circular in horizontal Invisible

$$1^0 + 1^0 + 1^0 + 1^0 + 1^0 + 1^0 = 6^0$$

= 360^0 visible measure of circumference of circle




Diagram No.15

Visible circumference
0

We obtained measure of circumference of circle 360° which we divide into 6 equal parts from $\frac{1}{6}$ th part of measure of visible circumference of circle as follows,
 $360^{\circ} \div 6$ parts of circumference of circle = 60°
 \therefore Measure of one part = 60°

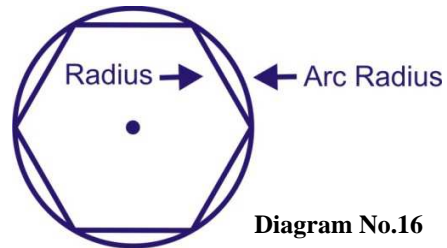


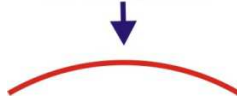
Diagram No.16

Form the construction, circumference of circle is made up of six arc radius. See the side diagram
 Measure of circle of arc radius is 6° .
 Then measure of circumference of arc radius is 60° .

Measure of circle of arc radius is 6°
 Invisible

Diagram No.17

Arc Radius



Measure of circumference of arc radius is 60°
 Visible

Arc Radius: Length of arc segment of circumference of circle is equal to radius then that segment of circumference of circle is called arc radius.

OR

This formula has supreme scientific base.

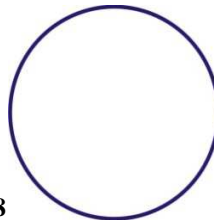


Diagram No.18

This circumference of circle is mute. To make it speak I make a construction of the same circumference of circle on the same original circumference of circle in the following manner.

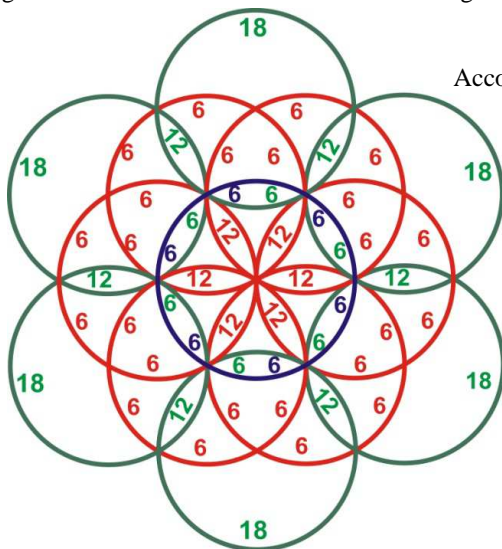
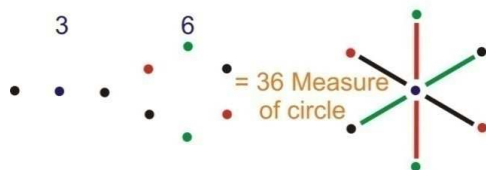


Diagram No.19 (A)

Measure of circle

Initial 3 Terminal 6 = 36°



According to measure of circle = $\ominus = 18^{\circ}$

Measure of circle = $18^{\circ} + 18^{\circ} = 36^{\circ}$

According to measure of circumference circle = $\ominus^c = 180^{\circ}$

Measure of circle = $180^{\circ} + 180^{\circ} = 360^{\circ}$

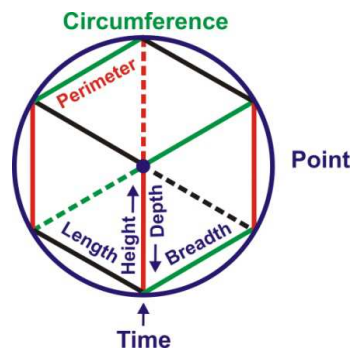


Diagram No.19 (B)

Measure of circle: Devine vision can see (one), not mentioned point at the centre of a circle and one above and one below that point, total 3 points by a cube. 6 (six) not mentioned points are on the circumference of circle.

Diagram No.19 (C)

Measure of circumference of circle: If we put circumference of circle or zero on the measure of circle 360^0 in the following way, $36^0 \times 10^0 = 360^0$ Measure of circumference of circle

The base of this formula is only Maya or measure of circle without zero. Which means the base is only measure of circle 36^0 .

There are three points on the one straight line of a diameter, one point is at the centre of the circle and two points are on the circumference of circle. In this way, there are nine points on 3 straight lines. The nine points are distributed in this manner. 3 points on the centre of a circle, 6 centre points on the circumference of circle.

Measure of circle: Initial 2 and Terminal 6 = 36^0 measure of circle

Measure of circle and measure of circumference of circle of Solid Point

Initial Point Terminal Point

3 6

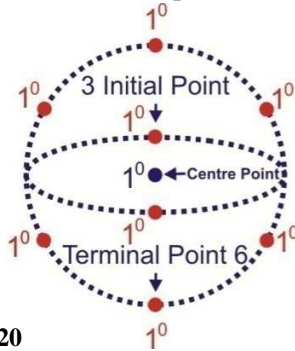
$3^0 \times 6^0 \times 2 = 36^0$ Measure of circle (As per first construction)

Then measure of circumference of circle or maya (In Marathi Language)

If we put (0) zero or maya (In Marathi Language) on the 36^0 or $36^0 \times 10^0$ measure of circumference = 360^0 is measure of circumference of circle as shown in diagram

Solid Sphere

Two points of solid sphere on its surface + One centre point of solid sphere = Three points on centres of solid sphere and six points on the circumference of circle.



- Sphere has 1 centre point.
- Cube has 8 corner points which is not visible.
- $1^0 + 8^0 = 9^0$

Diagram No.20

Measure of circle

Invisible

Solid Sphere

Three points on centres of solid sphere

six points on the circumference of circle

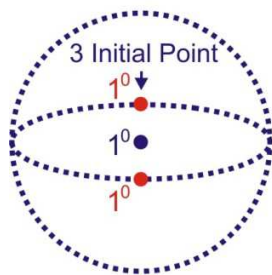


Diagram No.21

Vertical Invisible

$1^0 + 1^0 + 1^0 = 3^0$

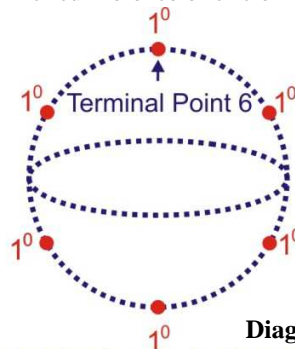


Diagram No.22

Completely circular horizontal invisible

$1^0 + 1^0 + 1^0 + 1^0 + 1^0 + 1^0 = 6^0$

Two points of solid sphere on its surface + One centre point of solid sphere = Three points on centres of solid sphere and six points on the circumference of circle. As per construction

$3^0 \times 6^0 \times 2 = 36^0$ Invisible Measure of circle.

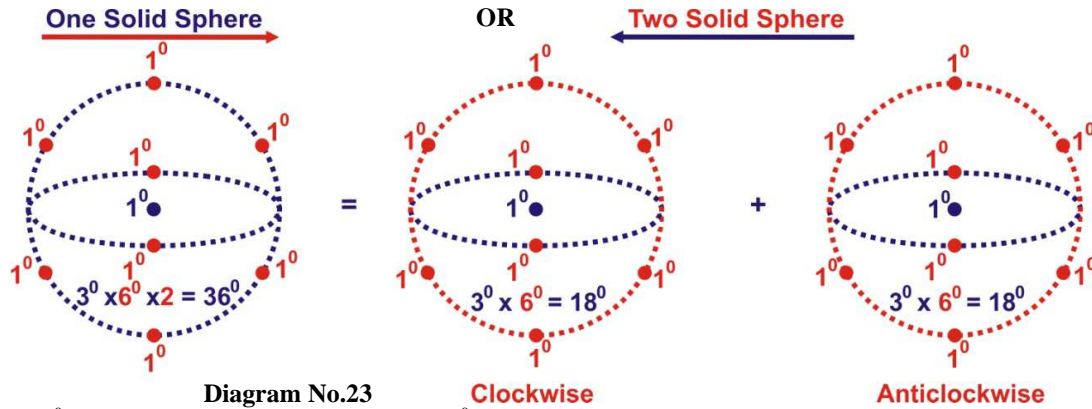


Diagram No.23

Invisible 3^0 on centre of solid sphere x Invisible 6^0 on circumference of circle x 2 (It is sum of clockwise direction and anticlockwise direction) $3^0 \times 6^0 \times 2 = 36^0$

Invisible measure of circle is 36^0 As per construction

We obtain measure of circle 36^0 . We divide circle into 6 equal parts. Therefore how many measures of invisible degree of

$\frac{1}{6}$ parts of circle?

As per:-

$$36^0 \div 6 \text{ parts of circle} = 6^0$$

$$\therefore \text{Measure of one part} = 6^0$$

OR

Firstly construction, There are 6 centres on the circumference of circle of original circle, if we join these centres we get three diameters. Three centres lie on one diameter. Therefore three diameters has nine centres. If we take squareroot of this nine centre we get value of \oplus Goba as 3 or $6^0 \div 2 = 3^0$, $3 \times 2 = 6^0$, Measure of one centre has 6^0 Therefore 6 measure of centre of circle on the circumference of circle = $6^0 \times 6^0 = 36^0$ Measure of circle

$$\text{Measure of arc radius} = 36^0 \div 6 \text{ arc radius} = 6^0$$

I have tried to explain in scientific and mathematical language in the research paper on point, the 36^0 measure of circle and 360^0 measure of circumference of circle, by giving different examples.

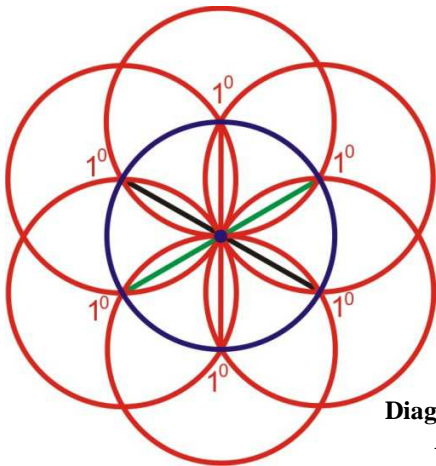


Diagram No.24

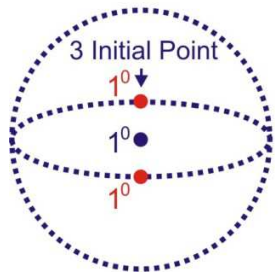
As per measure of circumference of circle

Visible

Solid Sphere

Three points on centres of Solid sphere

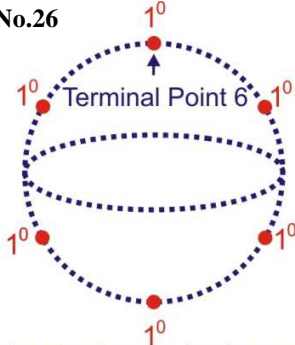
Diagram No.25



Vertical Invisible
 $1^0 + 1^0 + 1^0 = 3^0$

six points on the circumference of circle


Diagram No.26



Completely circular horizontal invisible
 $1^0 + 1^0 + 1^0 + 1^0 + 1^0 + 1^0 = 6^0$

Circumference

Diagram No.27



Visible circumference
0

Two points of solid sphere on its surface + One centre point of solid sphere = Three points on centres of solid sphere and six points on the circumference of circle. As per construction

$$3^0 \times 6^0 \times 2 = 36^0 \text{ Measure of circle}$$

$$\text{Measure of Straight Radius} = 4^0$$

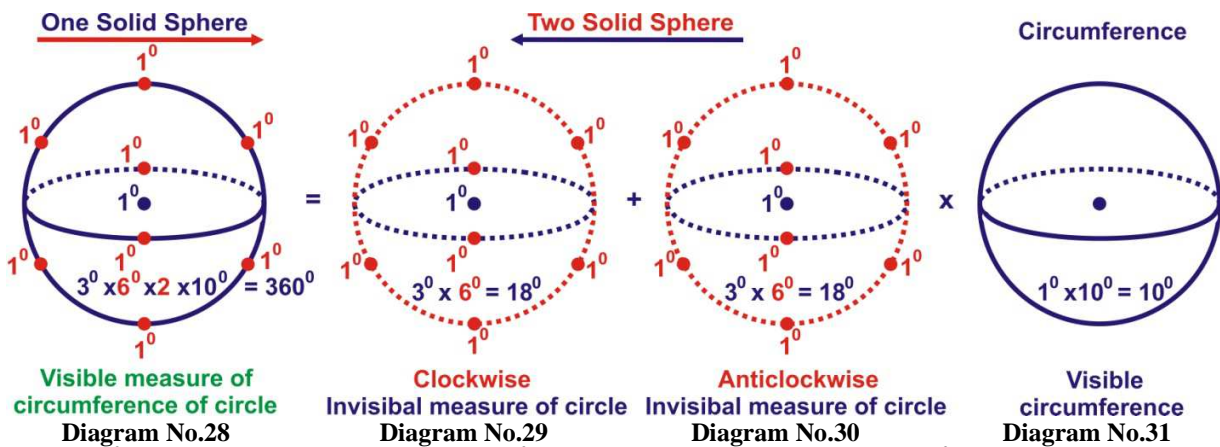
$$\text{Measure of Arc Radius} = 6^0$$

$$\text{Measure of Radius} = \text{Measure of Straight Radius} + \text{Measure of Arc Radius} = 4^0 + 6^0 = 10^0$$

$$\text{Measure of circumference} = \text{Measure of centre of circle} \times \text{Measure of Radius} = 1^0 \times 10^0 = 10^0$$

$$\begin{aligned} \text{Visible measure of circumference of circle} &= \text{Invisible measure of circle} \times \text{Visible measure of Circumference} \\ &= 36^0 \times 10^0 = 360^0 \text{ visible measure of circumference of circle} \end{aligned}$$

OR



Invisible 3^0 on centre of solid sphere x Invisible 6^0 on circumference of circle x Visible 10^0 measure of circumference x 2 (It is sum of clockwise direction and anticlockwise direction) = 360^0

$$3^0 \times 6^0 \times 10^0 \times 2 = 360^0$$

Visible measure of circumference of circle is 360^0

OR

36^0 Invisible solid sphere as per measure of circle x 10^0 Visible measure of circumference = 360^0 Visible solid sphere as per measure of circumference of circle

We obtained measure of circumference of circle 360^0 which we divide into 6 equal parts. Hence, how many measure of visible

degree of $\frac{1}{6}$ part of circumference of circle?

As per:-

$$360^0 \div 6 \text{ parts of circumference of circle} = 60^0$$

$$\therefore \text{Measure of one part} = 60^0$$

Form the construction, circumference of circle is made up of six arc radius. (See the side diagram)

Measure of circle of arc radius is 6^0 .

Then measure of circumference of arc radius is 60^0 .

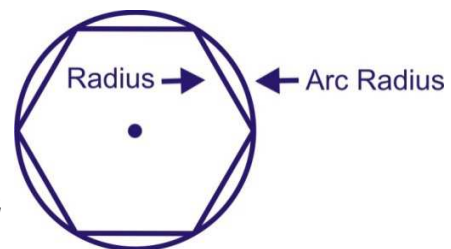


Diagram No.32

Measure of circumference of circle of arc radius is 60^0
Visible

Measure of circle of arc radius is 6^0
Invisible



Diagram No.33

One Cube from Two Cube
One Cube from Two Cube

Diagram No.34

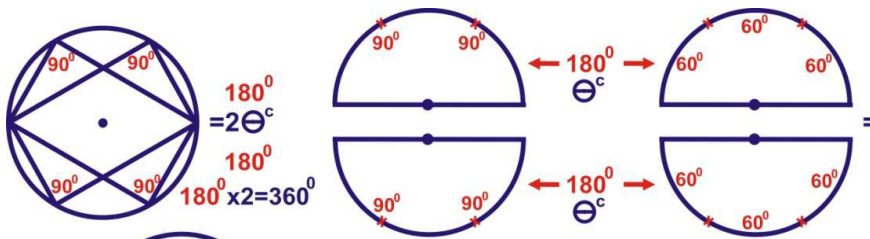
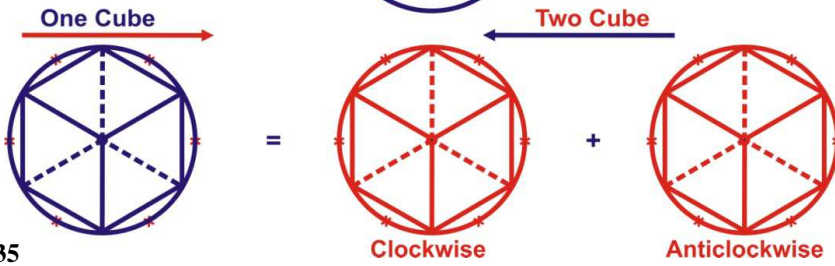



Diagram No.36


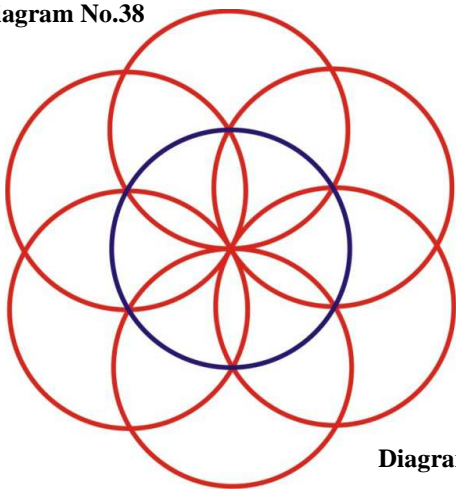


Diagram No.37

Diagram No.38



As per firstly construction




Diagram No.39

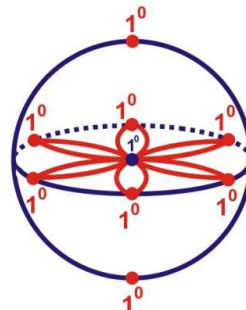


Diagram No.40

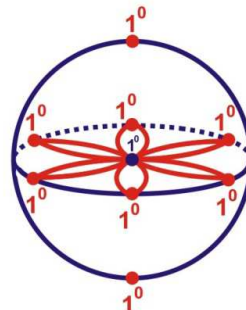


Diagram No.41

Construction from original Measure of radius to measure of circumference of circle

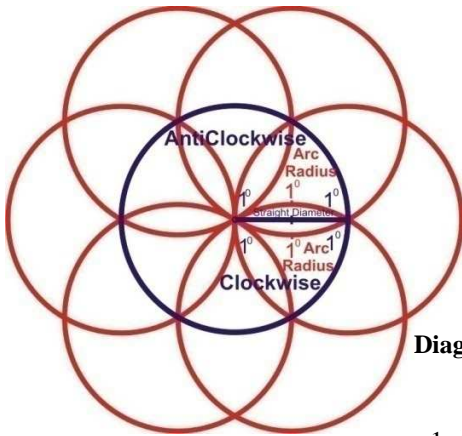


Diagram No.46

Measure of 24 arc radius outside the original circumference of circle is of 12 arc radius interior of original circumference of circle.
 Original measure of radius = Measure of straight radius + Measure of arc radius
 $= (1^0 + 1^0) + (1^0 + 1^0 + 1^0)$
 $= 2^0 + 3^0 = 5^0$

For construction measure of radius = $5^0 \times 2^0 = 10^0$
 Measure of 24 arc radius = $24 \times 3^0 = 72^0$ this is measure of 12 arc radius interior of original circumference of circle
 $\therefore 24 \times 3^0 = 72^0$ Therefore measure of one arc radius

$$= 12 : 1 :: 72^0$$

$$\text{Measure of arc radius} = \frac{1 \times 72^0}{12} = 6^0 \text{ clockwise and anticlockwise direction.}$$

Original circumference of circle is divided into 6 arc radius By virtue of construction of 6 circumference of circle. from this measure of circle.

$$\therefore \text{Measure of circle} = 1 : 6 :: 6^0 \quad = \frac{6 \times 6^0}{1} = 36^0 \text{ Measure of circle}$$

As per 6 arc radius has 1 centre of circle

$$\therefore 12 \text{ arc radius has centre of circle} = 6 : 12 :: 1^0 = \frac{12 \times 1^0}{6} = 2^0 \text{ Measure of centre of circle}$$

Measure of 12 arc radius interior of original circumference of circle is of 6 arc radius of original circumference of circle.

\therefore Measure of circle = 12 arc radius $\times 3^0 = 36^0$ from this Measure of arc radius

$$\therefore \text{Measure of circle} = 6 : 1 :: 36^0 \text{ Measure of arc radius} = \frac{1 \times 36^0}{6} = 6^0 \text{ clockwise and anticlockwise direction.}$$

Circumference of circle as per one radius 5^0 , 24 radius has measure?

This is measure of 12 arc radius interior.

$$= 1 : 24 :: 5^0 = \frac{24 \times 5^0}{1} = 120^0 \text{ This is measure of 12 arc radius interior of original circumference of circle}$$

$$\text{Measure of radius} = 12 : 1 :: 120^0 = \frac{1 \times 120^0}{12} = 10^0 \text{ Measure of radius}$$

$$\text{Measure of circumference} = \text{Measure of centre of circle} \times \text{Measure of radius}$$

$$1^0 \times 10^0 = 10^0 \text{ Measure of circumference}$$

Measure of circumference 10^0 this is original circumference of circle and 1^0 Measure of centre

1^0 centre of circle has 10^0 circumference therefore how many measure of centre of circumference of 6^0 centre of circle of construction on the original circumference of circle?

$$1^0 : 6^0 :: 10^0 \text{ Measure of circumference} = \frac{6 \times 10^0}{1} = 60^0 \text{ Original circumference of circle}$$

Measure of circumference of circle = 1^0 has 60^0 Therefore how many degrees of 6^0 centre of circle of construction.

$$1^0 : 6^0 :: 60^0 = \frac{6^0 \times 60^0}{1^0} = 360^0 \text{ Original circumference of circle}$$

Measure of arc radius as per Measure of circumference of circle

$$= \frac{360^0}{6^0 \text{ Original arc radius}} = 60^0 \text{ of circumference of circle}$$

OR

Measure of Radius = Measure of straight radius + Measure of arc radius

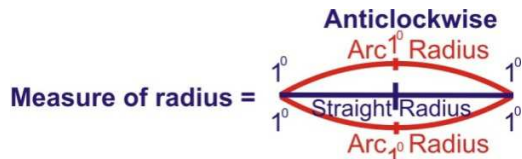


Diagram No.47

Measure of Straight radius = Clockwise + Anticlockwise
 = $(1^0 + 1^0) + (1^0 + 1^0)$
 = $2^0 + 2^0 = 4^0$ Measure of Straight radius
 Measure of Arc radius = Clockwise + Anticlockwise
 = $(1^0 + 1^0 + 1^0) + (1^0 + 1^0 + 1^0)$
 = $3^0 + 3^0 = 6^0$ Measure of Arc radius

Measure of Radius = Measure of straight radius +
 Measure of arc radius
 = $4^0 + 6^0 = 10^0$ Measure of radius

Measure of circumference = Measure of centre of circle x
 Measure of radius
 = $1^0 \times 10^0 = 10^0$ Measure of circumference

Measure of circle = 6 Arc radius + Measure of arc radius
 = $6^0 + 6^0 = 10^0$ Measure of circle

Measure of circumference of circle = Measure of circle x Measure of circumference
 = $36^0 \times 10^0 = 360^0$ Measure of circumference of circle

Solid Sphere:


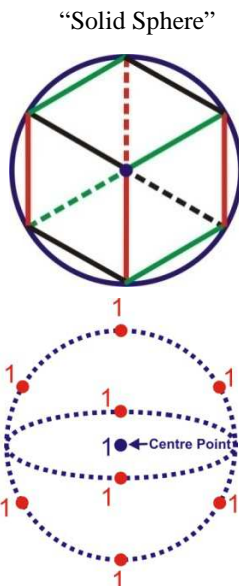


Diagram No.49



“The omnipresence of point”

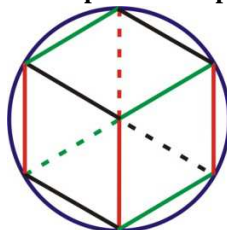


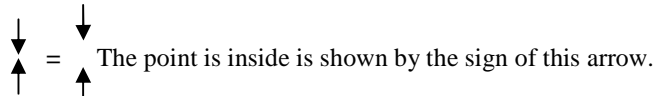
Diagram No.50

“Solid Sphere” See the side diagram. This diagram is that of a “Solid Sphere”. There are in total seven centres of circle which include, the original circle, six measure of centre of six circles on the circumference of circle, one centre point of the original circle + six centre points of six circle, Thus there are seven centre of circle in total. But due to the cube number of this is increased. It is as follows: One (1) centre point of the sphere + Eight (8) vertex of the cube means eight centre points of the circle thus in total nine (9) centre of circle can be sighted.

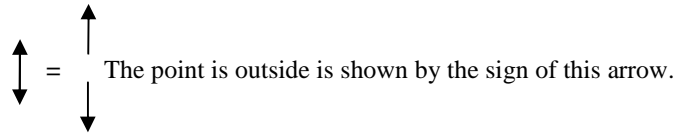
[2,3,4,6,7,8,9,10,11,13,15,17,18,19,20,21,25].

Centre of Sphere + Eight Vertices of Cube, namely, Eight Centre Points of Circle = 9 Centre Points
 $1 + 8 = 9$ Centre Points

A point is internal and external which has been shown in the diagram "Cube". It is like this:-
 "Point" is inside



"Point" is outside **Diagram No.51**



It is clear from this figure that "point" is internal as well as external. The point is in all directions. Point is omnipresent.
OR

The omnipresence of solid point

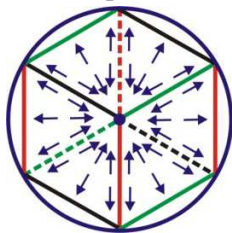


Diagram No.52

A point is internal and external which has been shown in the diagram "Cube".
 Towards the centre of the solid point, by all direction, point is inside is shown by
 The sign of this arrow.

Means "Point" is inside

Towards the circumference of circle of the solid point, by all direction, point is
 outside is shown by the sign of this arrow.

Means "Point" is outside

It is clear from this diagram that "point" is internal as well as external. The point is
 in all directions. Point is omnipresent.

The formula for the extension of this point, i. e., the extension of solid sphere

$$\text{Point} = \text{Solid sphere} = \frac{4}{3} \times \ominus \times (\text{Radius})^3$$

The value of the extension of this point is 432 is the extension of the sphere and I put the value in a formula. I find the static value of \ominus Goba, which is like this

$$432 = \frac{4}{3} \times \ominus \times 1^3$$

$$\ominus = \frac{3}{4} \times 432 \times 1$$

$$= \frac{3 \times 432}{4} = \frac{1296}{4} = 324$$

= 324 The value of \ominus Goba in static state

Circumference of circle = $\ominus \times 2 = 324 \times 2 = 648$

$$= \frac{\text{Circumference of circle}}{\text{Diameter}} = \frac{648}{200} = 3.24 \text{ Static value of Goba.}$$

= Formula of Goba

Here the omnipresence of point is proved.

3. Comparison of the Definition of A Point Created By Shantaram Bapurao Janorkar with the Modern Mathematicians, Scientists Have Defined The Point

The modern mathematicians, scientists have defined the point in the following manner.

The definition of a point approved by world official authority:- A point has an existence; but it has no dimensions, such as length, breadth, height or depth.

Scientifically, the mathematical scientists have defined the point in the above manner.

My father Late Shri Shantaram Bapurao Janorkar have defined the point in the following manner.

The definition of a point by Shantaram Bapurao Janorkar:- A point has existence as well as four dimensions like time, length, breadth, height or depth.

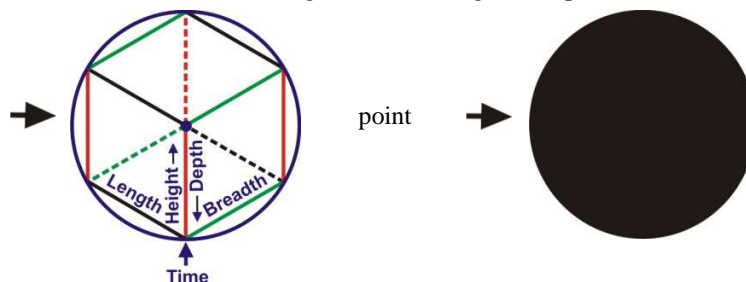
The cosmos and every particle in the cosmos is created in time. No creation is possible without dimension. When the cloth moving plate in a sewing machine is removed the needle of the machine continues to oscillate at the same point. The same situation is created when a point does not move in any direction. No creation is possible.

4. Conclusion

1. Mathematics (Geometrical) method it is a good method for determination of the Point in four dimensions.

2. A point has existence and four dimensions, such as time, length, breadth, height or depth.

3. The solid point seen by me in four dimensions



4. The omnipresence of point is proved.

Acknowledgment

Moreover, to establish this research scientifically, renowned mathematician, Honourable Prof. Dr.T.M. Karade, (D.Sc., D.Sc.), Prof. Dr.B.S. Rajput, Prof. Dr. M. T. Teli, Prof. Dr. Shriram B. Patil, Prof. Dr. Kamel Lahmar (Algeria), AFRICA, Prof. Dr. Kishor S. Adhav, (D.Sc.), Prof. Dr. R. B. Misra, Prof. Dr.J.N. Salunke, Prof. Dr. S. D. Katore, Prof. Dr. M. B. Dhakne and Prof. Dr. D. T. Solanke, gave me guidance and still they are doing so from time to time for which I am grateful to them.

References

- [1] Shantaram Bapurao Janorkar, "Goba Cha Swayamshidha Sidhanta" (In Marathi language) -15 September 1998, Om Publication, Mahan- 444405, India
- [2] Shantaram Bapurao Janorkar, "Goba Cha Swayamshidha Sidhanta Wa Sutracha Aadharacha Spastikaran" (In Marathi language) - 4 April 2004, Om Publication, Mahan-444405, India
- [3] Mr.Shantaram Bapurao Janorkar, "Bindu : Binducha Asthitwachi Shidhatha Wa Swarup" Marathi Aawaruti (Edition) - 4 April 2004, Om Publication, Mahan-444405, Chief Publisher, Mr. Dhananjay Shantaram Janorkar.
- [4] Mr.Shantaram Bapurao Janorkar, "Albert Einsteinche E=Mc² Hae Shaktiche Sutra Chukiche, Yachi Shidhatha" Marathi Aawaruti (Edition) - 4 April 2004, Om Publication, Mahan-444405, Chief Publisher, Mr. Dhananjay Shantaram Janorkar.
- [5] Mr.Shantaram Bapurao Janorkar, "Logic : Bindu, Pi mhanajaych Goba, E=Mm², Om Aani Aatmaa, ya surva sidhantache Logic", (Sampurn Sanshodhanacha Aadhar 36th Aunsh Wartulaunsh). Marathi Aawaruti (Edition) - 4 April 2004, Om Publication, Mahan-444405, Chief Publisher, Mr. Dhananjay Shantaram Janorkar.
- [6] Mr.Shantaram Bapurao Janorkar, "Om Shri Shantaram Bapurao Janorkar Yaani Sanshodhit Kelele Sidhantya Bindu, E=Mc² Cha Ayewagi E=Mm², Om, Aatmaa, Chakaknari Wig Aani Gadgadnara Megha yancha Aawaja madhil Aantar, Pi che mhanajaych Goba che nichit kimat = 3.141592653 cha sidhanta wa ya surva sidhantache Tarakshatra (Logic)" Marathi Aawaruti (Edition) - 2 April 2011, Om Publication, Mahan-444405, Chief Publisher, Mr. Dhananjay Shantaram Janorkar.
- [7] Mr.Shantaram Bapurao Janorkar, "Om Shri Shantaram Bapurao Janorkar Yaani Sanshodhit Kelele wa Shri Dhananjay Shantaram Janorkar yaani yeka-yeka panamadhe basavilele sidhantya Bindu, E=Mc² Cha Ayewagi E=Mm², Chakaknari Wig Aani Gadgadnara Megha yancha Aawaja madhil Aantar, Pi che mhanajaych Goba che nichit kimat = 3.141592653, Om wa Aatmaa" Marathi Aawaruti (Edition) - 2 April 2011, Om Publication, Mahan-444405, Chief Publisher, Mr. Dhananjay Shantaram Janorkar.
- [8] Dhananjay Shantaram Janorkar, *Web-Site: www.sbjanorkar.com* – 10 December, 2014, Om Publication, Mahan - 444405, India
- [9] Dhananjay Shantaram Janorkar, *Internet data.*
- [10] Dhananjay Shantaram Janorkar, researchgate.net Link: https://www.researchgate.net/profile/Dhananjay_Janorkar3/publications
- [11] Shantaram Bapurao Janorkar, Dhananjay Shantaram Janorkar, *The self - proving theorem of Goba and its explanation on the basis of a formula*, International Journal of Shantaram Janorkar Foundation of Mathematics, Science & Spiritual, ISSN (P):2454-5236, ISSN (O):2454-633X, RNI No. MAHBIL/2015/67021, India (Also in Marathi language, Page No. 157-226), vol.1, no.1, pp. 81-156, 2015.
- [12] Shantaram Bapurao Janorkar, Dhananjay Shantaram Janorkar, *Point - The theorem of existence of point and its aspect*, International Journal of Shantaram Janorkar Foundation of Mathematics, Science & Spiritual, ISSN (P):2454-5236, ISSN (O):2454-633X, RNI No. MAHBIL/2015/67021, India (Also in Marathi language, Page No. 246-264), vol.1, no.1, pp. 227-245, 2015
- [13] Shantaram Bapurao Janorkar, Dhananjay Shantaram Janorkar, *E=Mm² Which means Energy = Mass x (Speed of Mass)², Speed of Light = 22,32,00,00,000 Mile/per Second (Twenty two Hundred and Thirty two Cores Mile/per Second)*, International Journal of Shantaram Janorkar Foundation of Mathematics, Science & Spiritual, ISSN (P): 2454-5236, ISSN (O): 2454-633X, RNI No. MAHBIL/2015/67021, India (Also in Marathi language, Page No. 291-316), vol.1, no.1, pp.265-290.

- [14] Shantaram Bapurao Janorkar, Dhananjay Shantaram Janorkar, "The Distance between Shining Lightening as well as Thundering Cloud and the Earth," *International Journal of Shantaram Janorkar Foundation of Mathematics, Science & Spiritual*, vol.1, no.1, pp. 317-321, 2015. ISSN(P): 2454-5236, ISSN (O):2454-633X, RNI No. MAHBIL/2015/67021, India (Also in Marathi language, Page No. 322-325).
- [15] Shantaram Bapurao Janorkar, Dhananjay Shantaram Janorkar, "The Theorem of the Formula for the Explanation for the Creation of the Cosmos in the Large Hadron Collider Machine," *International Journal of Shantaram Janorkar Foundation of Mathematics, Science & Spiritual*, ISSN(P): 2454-5236, ISSN (O):2454-633X, RNI No. MAHBIL/2015/67021, India (Also in Marathi language, Page No. 348-369), vol.1, no.1, pp.326-347, 2015.
- [16] Dhananjay Shantaram Janorkar, "The Theorem of the Formula of Arc Radius," *International Journal of Shantaram Janorkar Foundation of Mathematics, Science & Spiritual*, ISO 9001:2008, ISSN (P):2454-5236, ISSN (O):2454-633X, RNI No. MAHBIL/2015/67021, India (Also in Marathi language, Page No. 19-36, vol.2, no.2, pp.1-18, 2016.
- [17] Dhananjay Shantaram Janorkar, *The Theorem of the Evolution or Creation of the Universe i.e. the Cosmos and the Speed*, International Journal of Shantaram Janorkar Foundation of Mathematics, Science & Spiritual. ISSN (P):2454-5236, ISSN (O):2454-633X, RNI No. MAHBIL/2015/67021, India (Also in Marathi language, Page No.79-116), vol.2, no.2, pp. 37-78, 2016.
- [18] Dhananjay Shantaram Janorkar, "The theorem with respect to the total number of solar systems in the galaxy, the total number of planets revolving around the sun and having earth like organisms and the definite volume (extent) of the galaxy ► The total number of solar systems in the galaxy = 226,194,671,016 ► The total number of planets revolving around the sun and having earth like organisms in the galaxy = 113,097,335,508 ► The definite volume (extent) of the galaxy = 6.09691037511648997 x 10⁵⁴ Miles³," *International Journal of Shantaram Janorkar Foundation of Mathematics, Science & Spiritual*, ISO 9001:2008, ISSN (P):2454-5236, ISSN (O):2454-633X, RNI No. MAHBIL/2015/67021, India (Also in Marathi language, Page No. 269-322), vol.2, no.2, pp.211-268, 2016.
- [19] Dhananjay Shantaram Janorkar, "The theorem with respect to the total numbers of Planets - Stars, Mass and Holes (Hollow part like Hole or Space), Solar Systems, Planets revolving around the sun and having earth like organisms, Galaxies in the Universe i.e. the Cosmos and the definite Volume (Extent) of the Universe i.e. the Cosmos," *International Journal of Shantaram Janorkar Foundation of Mathematics, Science & Spiritual*, ISO 9001:2008, ISSN (P):2454-5236, ISSN (O):2454-633X, RNI No. MAHBIL/2015/67021, India (Also in Marathi language, Page No. 393-458), vol.2, no.2, pp.323-392,2016.
- [20] Dhananjay Shantaram Janorkar, "The Theorem of the Definite Volume (Extent) of the Great-Colossal, Huge Black Hole in the Center of the Universe i.e. the Cosmos," *International Journal of Shantaram Janorkar Foundation of Mathematics, Science & Spiritual*, vol.2, no.2, pp. 603-686, 2016. ISSN (P):2454-5236, ISSN (O):2454-633X, RNI No. MAHBIL/2015/67021, India (Also in Marathi language, Page No. 687-768).
- [21] Dhananjay Shantaram Janorkar, "The Theorem of the Evolution or Creation of the whole Universe i.e. the Cosmos by the Invisible Degree and the End in the Invisible Degree," *International Journal of Shantaram Janorkar Foundation of Mathematics, Science & Spiritual*, vol.3, no.3, pp. 623-706, 2017. ISSN (P):2454-5236, ISSN (O):2454-633X, RNI No. MAHBIL/2015/67021, India (Also in Marathi language, Page No. 707-786).
- [22] Dhananjay Shantaram Janorkar, "True Value of Pi (π) Now is 3.141592653 we Call This as Goba Constant we Symbolic \ominus it as This Goba," This Letter, *International Journal of Mathematics Trends and Technology (IJMTT)*, vol.59, no.1, pp. 27-34. ISSN: 2231-5373.
- [23] Dhananjay Shantaram Janorkar, *True Value of Pi (π) Now is 3.141592653 we Call This as Goba Constant we Symbolic \ominus it as This Goba, This Letter*, *International Journal of Shantaram Janorkar Foundation of Mathematics, Science & Spiritual*, vol.4 no.4, pp. 1-10, 2018. ISSN (P):2454-5236, ISSN (O):2454-633X, RNI No. MAHBIL/2015/67021, India (Also in Marathi language, Page No. 11-20).
- [24] Dhananjay Shantaram Janorkar, "Geometrical Method of Determination of the Value of Pi (π)," *International Journal of Mathematics Trends and Technology (IJMTT)*, vol.65, no.6, pp.142-150, 2019. ISSN: 2231-5373.
- [25] Dhananjay Shantaram Janorkar, "The Theorem of the Volume (Extent) of the Black Hole in the Centre of Galaxy," *International Journal of Shantaram Janorkar Foundation of Mathematics, Science & Spiritual*, vol.2, no.2, pp.769-844, 2016. ISSN (P):2454-5236, ISSN (O):2454-633X, RNI No. MAHBIL/2015/67021, India (Also in Marathi language, Page No. 845-916).
- [26] Dhananjay Shantaram Janorkar, "The Theorems of Static and Dynamic Value," *International Journal of Shantaram Janorkar Foundation of Mathematics, Science & Spiritual*, vol.5, no.5, pp.252-263, 2019. ISO 9001:2015, ISSN (P):2454-5236, ISSN (O):2454-633X, RNI No. MAHBIL/2015/67021, India (Also in Marathi language, Page No. 264-275).
- [27] Dhananjay Shantaram Janorkar, "Mathematics (Geometrical) Method of Determination of the Dhananjay Janorkar Astronomical Theory of the Parallel / Multiple Universes in Multiverse with Proof," *International Journal of Applied Physics (IJAP)*, vol.7, no.7, pp.49 - 61, 2020, ISSN: 2350 - 0301,
- [28] Mrs.Jija Dhananjay Janorkar, "Your Questions and Mr.Dhananjay Shantaram Janorkar's Answers," *International Journal of Shantaram Janorkar Foundation of Mathematics, Science & Spiritual*, ISSN (P):2454-5236, ISSN (O):2454-633X, RNI No. MAHBIL/2015/67021, India (Also in Marathi language, Page No. 793-798), vol.3, no.3, pp.787-792, 2017.



Author & Researcher
Dhananjay Shantaram Janorkar
E-Mail: sjfomindia1@gmail.com
Mobile No.: +91 - 9021607450, 9226442256,
Website: www.dsbjanorkar.com, www.sbjanorkar.com